



NORTH SHORE WORKFORCE BOARD

Board of Directors Meeting
September 14, 2023

Welcome!

How much precipitation has Boston received?

Precipitation totals (in inches) as of Sept. 10, 2023, along with the upcoming forecast for the area:

Precipitation totals

Sept. 10, 2023

0.5"

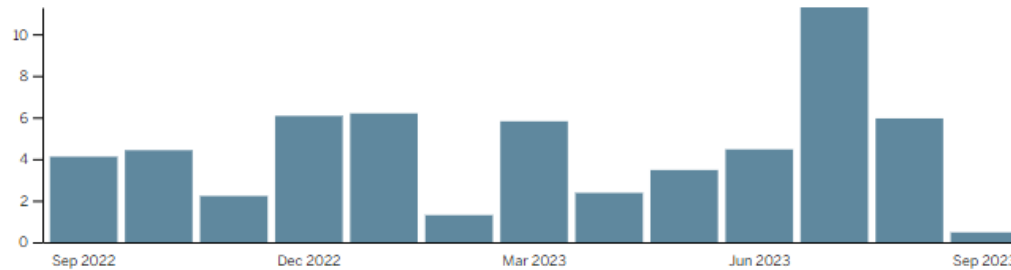
September

0.5"

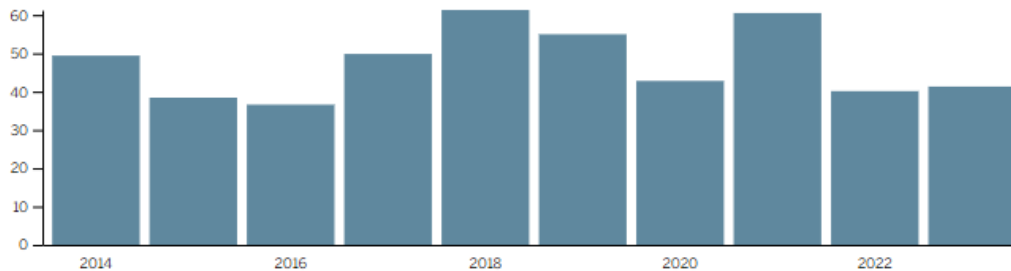
2023

41.3"

Monthly precipitation in inches



Yearly precipitation in inches



Source: National Weather Service, National Oceanic and Atmospheric Administration. Note: Totals are based on quality controlled observations

Chair's Report

- A. City of Salem transition to new mayor – status
- B. FY2024 budget review, including discussion of stipend challenges
- C. Youth contracts for FY2024 (vote)
- D. Update on Future of Work Symposium
- E. Labor market update

WIOA Allocations – North Shore

North Shore

	FY 2023	FY 2024	DIFFERENCE	% DIFF
ADULT	794,536	874,057	79,521	10%
DW	877,320	727,247	(150,073)	-17.1%
YOUTH	882,253	945,085	62,832	7.1%
	<u>2,554,109</u>	<u>2,546,389</u>	<u>(7,720)</u>	

Additional Funding

Early Budget Numbers (select few line-items)	FY23 Amount	FY 2024 Amount	
YouthWorks	1,776,168	2,050,000	<i>contracted</i>
STEM Internship Program	-	180,000	<i>contracted</i>
Early College	15,000	18,000	<i>contracted</i>
Connecting Activities	349,790	349,790	<i>contracted</i>
WTF WB	95,000	95,000	<i>contracted</i>
One-Stop	969,841	387,400	<i>pending</i>
 <u>Multi-Year</u>			
AMTEP Grant	392,100	413,500	<i>contracted</i>
Healthcare Hub Planning*	187,800	187,800	<i>contracted</i>
Offshore Wind Planning/Implementation	50,000	1,200,000	<i>contracted</i>
Behavioral Health WCTF grant	45,000	285,000	<i>contracted</i>

*Working on a 3-year Health Care Hub as well as a Behavioral Health Hub implementation grant

WIOA Youth Vendors

Review of Board vote: (electronic) quorum in June

Action Inc.:

Description: Providing services to youth on Cape Ann to obtain HiSETs and move on to careers/training.

Proposed: \$247,426 to serve 19 youth

Recommended for Board Approval: \$235,055 to serve 19 youth

Catholic Charities North:

Description: Providing services mainly to Lynn and surrounding towns, CCN serves our most needy population and takes on youth with significant barriers to success.

Proposed: \$367,318 to serve 50 youth

Recommended for Board Approval: \$348,953 to serve 50 youth

North Shore CDC:

Description: Providing services mainly to Salem and surrounding towns, YouthBuild functions as a local entity of a national program funded by USDOL.

Proposed: \$178,122 to serve 15 youth

Recommended for Board Approval: \$169,216 to serve 15 youth

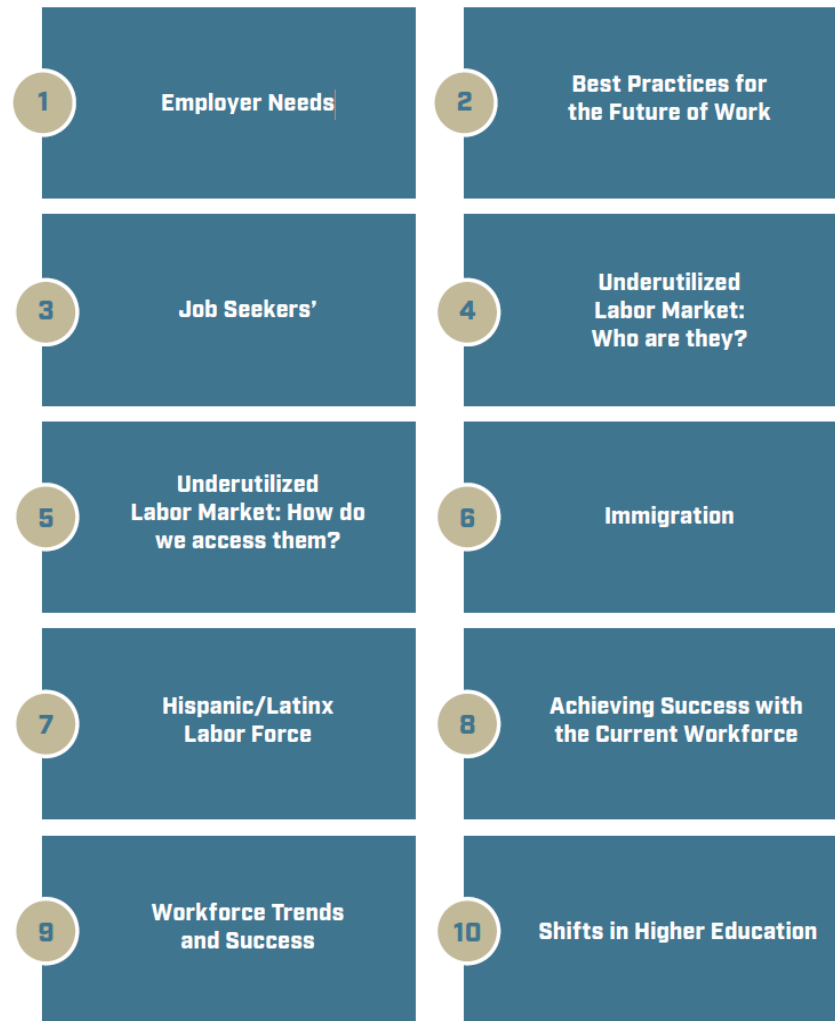
VOTE!

Future of Work Symposium

Event held on June 28th
at the Hawthorne Hotel
– great turnout!

Business (36%), Education
(20%), Government (27%),
and Nonprofit (17%)

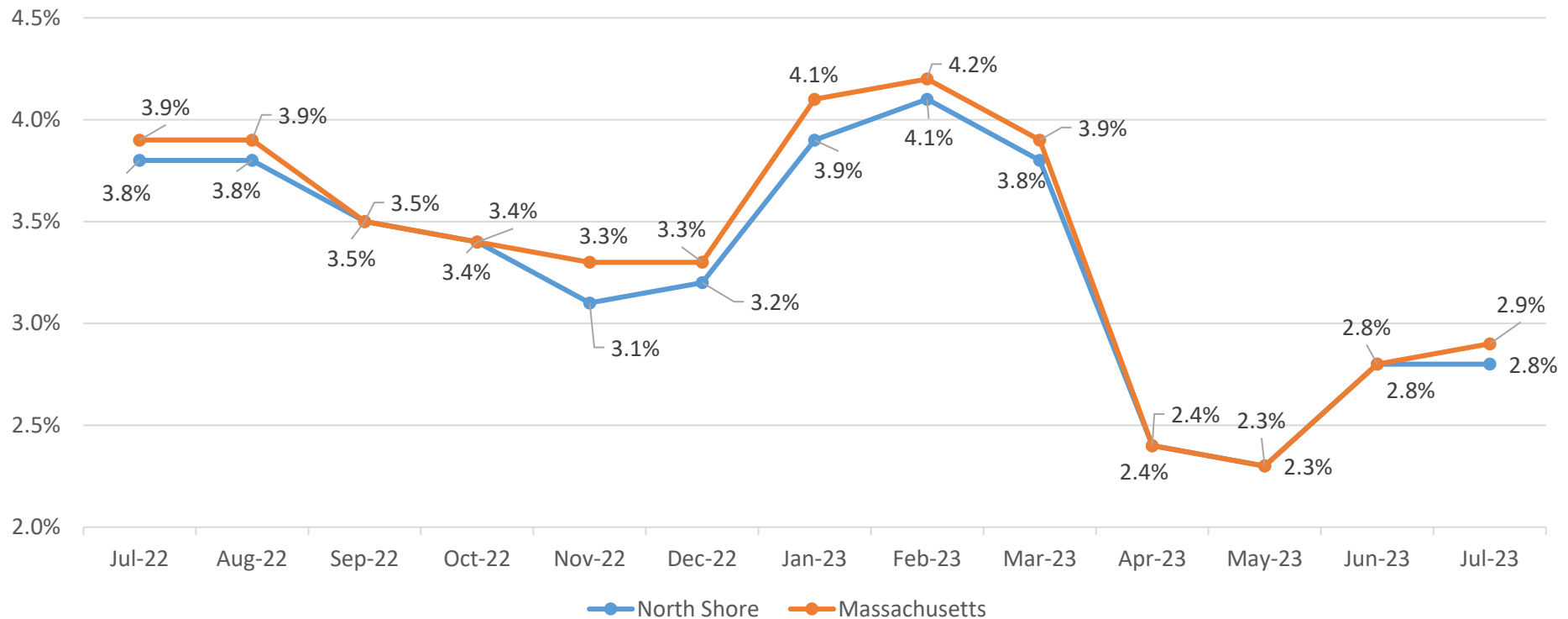
Report released –
highlights include →
<https://northshorealliance.org/about/economic-development-reports/>



Data Discussion

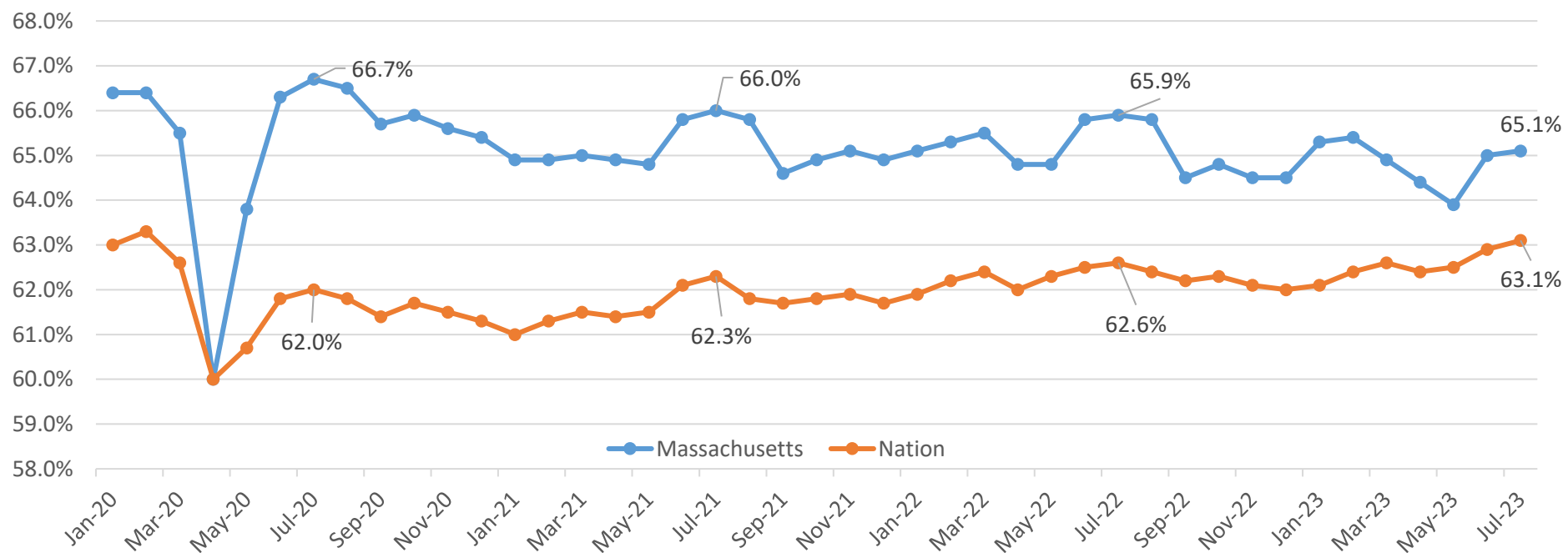
Labor Market Information Update

North Shore Unemployment



- Unemployment rate decreased 1.0% from July 22 to July 23

Labor Force Participation



- The current rate of 65.1% is 5.1% higher than the COVID rate of 60%.
- The July labor force participation rate has declined about 1% over the past three years.
- July is the peak of seasonal employment in Massachusetts.

Massachusetts Labor Force Participation & Unemployment by Race

Labor Force Participation Rate

Race	July			Change 2023-2021
	2021	2022	2023	
Total	64.7%	65.1%	64.9%	0.2%
White	64.1%	64.7%	65.3%	1.2%
Black	63.5%	66.0%	67.2%	3.7%
Hispanic or Latino Ethnicity	65.0%	65.8%	62.6%	-2.4%

- Labor force participation has increased overall from 2021 to 2023.
- However, those with Hispanic/Latino Ethnicity have experienced a decline in labor force participation rate over the past year.

Unemployment Rate

Race	July			Change 2023-2021
	2021	2022	2023	
Total	7.0%	4.1%	3.3%	-3.7%
White	5.7%	3.5%	3.0%	-2.7%
Black	9.9%	5.1%	5.1%	-4.8%
Hispanic or Latino Ethnicity	11.9%	6.9%	5.0%	-6.9%

- POC have an unemployment rate about 2% higher than the total population.
- Unemployment rates have drastically fallen in the past two years.

Initial Unemployment Insurance Claims

Region	Number of Initial Claims for the Week Ending:		
	7/13/21	7/16/22	7/15/23
Massachusetts	59,936	56,418	64,233
North Shore	3,810	3,061	3,839

- 64,233 initial claims in Massachusetts
- 3,839 initial claims on the North Shore
- The number of continuing claims in Massachusetts has grown 7.2% in the past two years.
- The number of continuing claims on the North Shore has had negligible growth in the past two years.

Initial Unemployment Insurance Claims

Initial Unemployment Claimants

Industry	Jul-22	Jul-23
Construction	9%	8%
Manufacturing	3%	4%
Wholesale Trade	3%	4%
Retail Trade	11%	8%
Transportation and Warehousing	9%	8%
Information	2%	4%
Finance and Insurance	4%	4%
Professional, Scientific, and Technical Services	8%	13%
Admin. & Support, Waste Mgmt. & Remediation Serv.	9%	9%
Health Care and Social Assistance	10%	9%
Accommodation and Food Services	13%	11%
Other Services	6%	5%
All Other Industries	14%	14%

Top 5 Initial Claim Industries:

- Professional, Scientific, and Technical Services – 13%
- Accommodation and Food Services – 11%
- Health Care & Social Assistance – 9%
- Retail Trade – 8%
- Construction – 8%
- Transportation and Warehousing – 8%

Strategies for NEW GOALS

Strategies for new goals from Committee meetings

A. Expand the North Shore workforce – current work with immigrants – outreach to EJ Neighborhoods

B. Improve communication and data use – Career Center opening; report on AMTEP as we enter the last 2.5 years of service and intensify successful outreach for programs

Strategies for NEW GOALS

- C. Innovative approaches to service – increase maximum ITA payment
- Vote to move Individual Training Account (ITA) cap to \$8000 to be more in line with the cost of training providers in the region

VOTE

Offshore Wind Grant Update

- Successful 6 month planning grant to research and bring partners together
- Awarded 1.2 million pre-apprentice training program by Massachusetts Clean Energy Center (MACEC)
- Sea Installer (a very large ship) visits Salem – August 8th
- Began interviewing for Training Manager position – late August



From left to right: Graham Tyson of Crowley, State Senator Joan Lovely, MA Building Trades President Frank Callahan, Vineyard Wind CEO Klaus S. Moeller, Salem Mayor Dominick Pangallo, Lieutenant Governor Kim Driscoll, EEA Secretary Rebecca Tepper and Deme Group US President Bill White

Offshore Wind Grant Update



Salem Mayor Dominick Pangallo, Lieutenant Governor Kim Driscoll, DEI Director - City of Salem Regina Zaragoza Frey, Executive Director Mary Sarris

- Grant announced – August 28th
- Contract will be in place as of September 15th (awaiting finalization and signatures)
- Interviews will be finalized in late September and onboarding process will take place
- Training will begin in late winter with 12 students at Essex Tech

Healthcare Hub Grants

GRANT OBJECTIVES:

Fund training and placement/advancement programs for three years in partnership with the Greater Lowell and Merrimack Valley WBs to fund healthcare training.

To date we are looking at the following opportunities:

- Training programs: pathway to nursing, other certificate programs e.g. Radiology Tech, EMT, OR Tech, etc.
- Other training requirements requested: trauma/de-escalation

Healthcare Hub Grants

- The Greater Lowell WB will submit a Behavioral Health grant on behalf of the 3 WBs in the Northeast. Highlights will include:
 - Recovery coach training
 - Mental health specialist training
 - Various training programs (including de-escalation training) in the behavioral health arena
- *We are working with Centerboard and Lynn Community Health to determine employer needs.

Youth Projects - YouthWorks

- Annual grant for youth ages 14 to 25; majority of placements are summer jobs
- Funded by Commonwealth Corporation: \$2,046,924 for FY24
- Primary focus is on youth ages 16 to 21 in our Gateway Cities; eligibility is low-income and/or at-risk youth ages 14 to 25
- Youth also complete a career-readiness curriculum and have support from staff
- Youth completed a wide variety of work from outdoor clean-up/landscaping to working in the Mayor of Lynn's office as well as working in childcare and camp settings, offices, urban farms, hospitality, IT, elder care, lifeguarding, and entry-level trades
- FY24 placement goal of 553 youth this summer
 - Placed 521 youth this summer across 35+ worksites
 - Grant runs through June 30, 2024: requests for about 75 to 100 youth for the school year
 - We placed 120 more youth this summer than last summer!
 - During this year we have served over 1000 youth!

Youth Projects - YouthWorks



Youth Projects – STEM Internships

- New grant from Executive Office of Education to either fund \$1500 stipends for youth to complete 100-hour internships or to assist youth in employer-paid placements.
- Youth work in a variety of jobs, including IT, health care, engineering, aviation, dental care, elder care, TV production, and more
- Goal for full year was 96 internships: the grant did not begin until March and we were able to place 80 interns and spark conversations for future internships
- Thank you to WB Board members for participating! Beverly Hospital/Addison Gilbert Hospital, Salem Hospital, Innovent Technologies, and the City of Salem for hiring youth in STEM this summer!
- Waiting to hear if the grant will renew for this school year

Upcoming Meeting Schedule for FY 2024

- November 9, 2023
- January 11, 2024
- March 14, 2024
- May 9, 2024



**NORTH SHORE
WORKFORCE BOARD**

Updates from Members

General Updates/Concerns/Ideas from Members