



# **NORTH SHORE WORKFORCE BOARD**

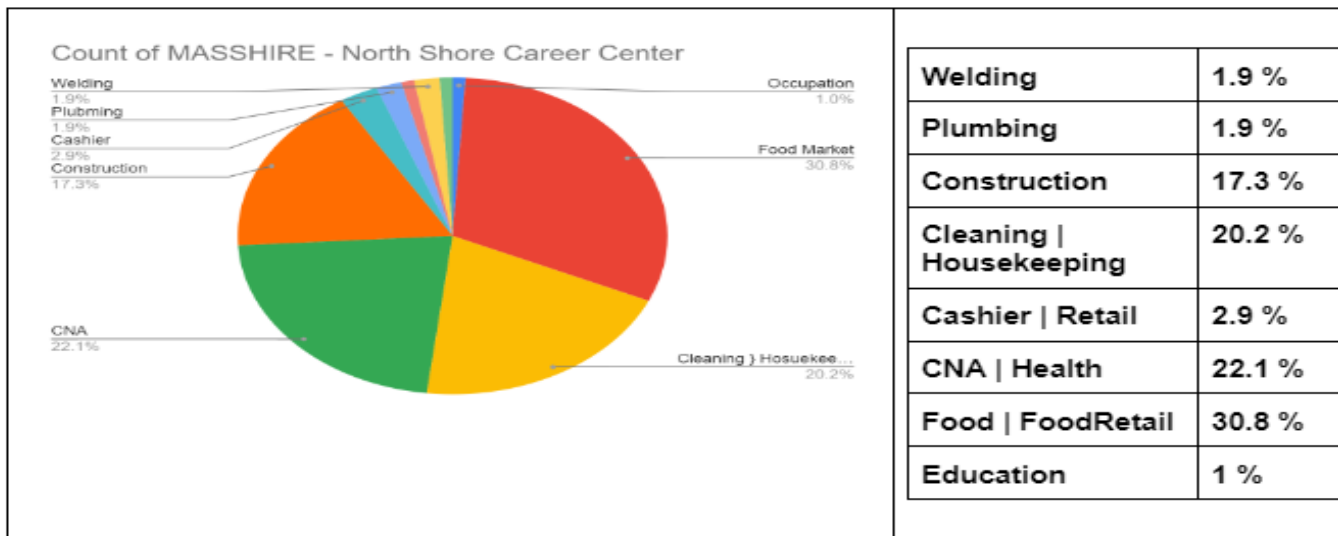
Board of Directors Meeting  
January 11, 2024

# Chair's Report

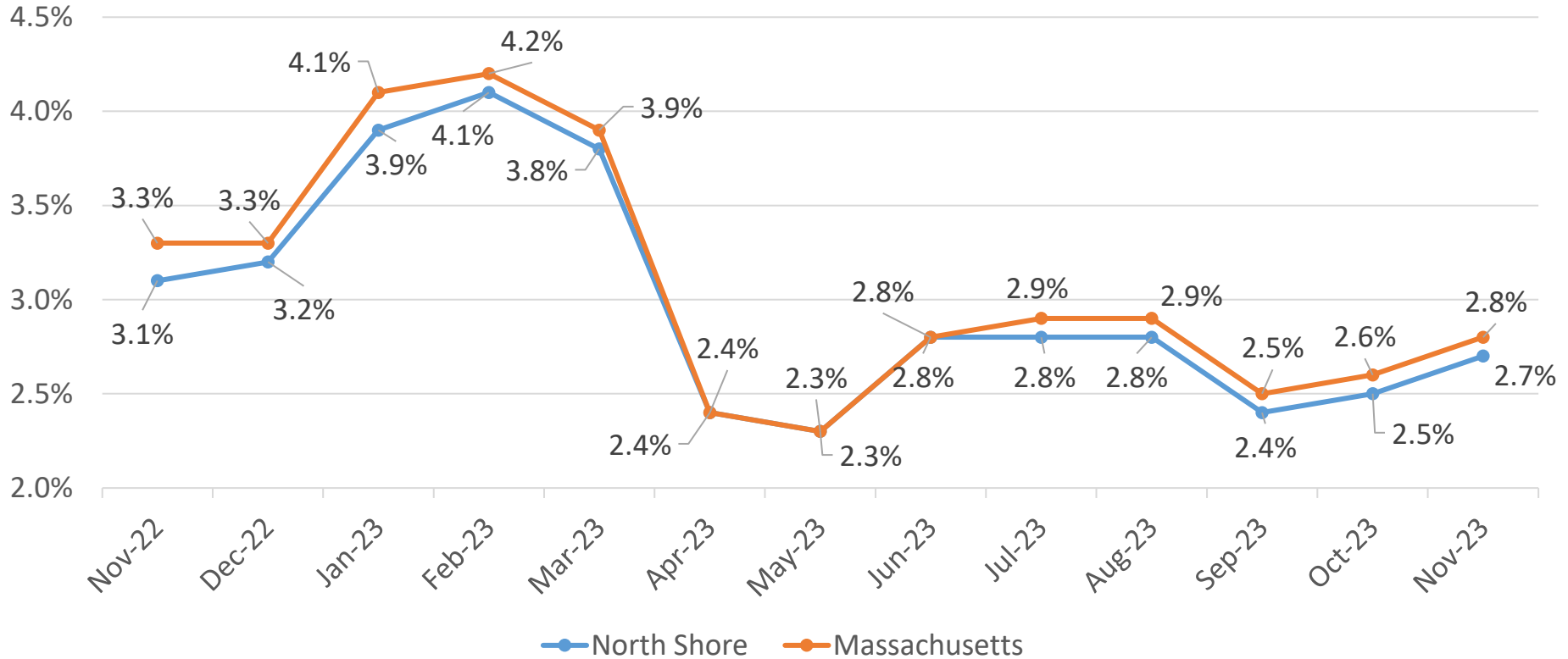
- A. Immigration Program Activity
- B. Labor Market Information (Review)
- C. Career Center Director Hiring Process
- D. Regional Planning Discussion – Leading into Breakout Groups

# Immigration/Migrant Program Activity

Sites	Bates @ SSU	Danvers Motel 6	Peabody Springhill Suites	Peabody Holiday Inn	Comfort Inn Danvers
Residents (24 yo+)	160	73	21	73	25
Attended Orientation	12	60	-	60	-
Claimed Authorized to work	25	22	-	33	-
<ul style="list-style-type: none"> <li>6 Resident Potentially Hired at Salem Hospital</li> <li>10 Residents receive ESOL at Seven Gables</li> <li>10 Residents will begin CTI - Culinary Arts at Essex Tec.</li> </ul>					



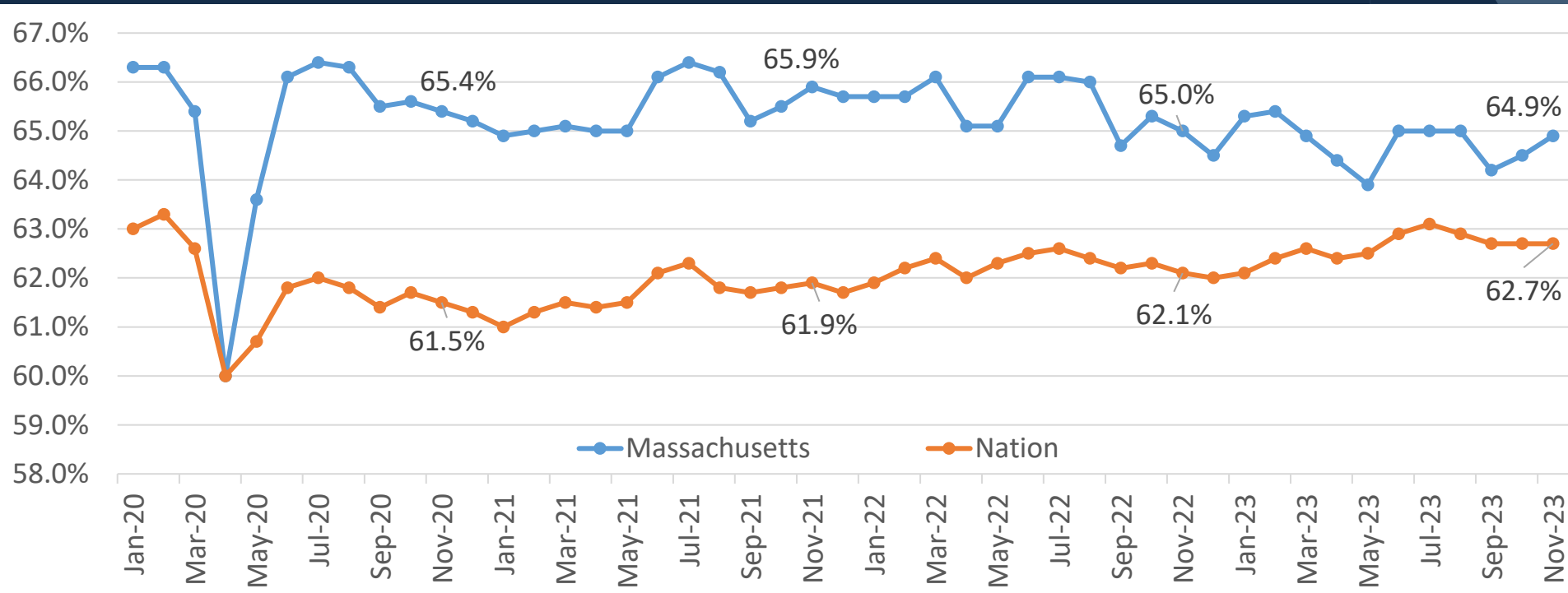
# North Shore Unemployment



- Unemployment rate decreased 0.5% from Nov. '22 to Nov. '23

Source: MA DER, Labor Force and Unemployment Statistics (LAUS), Massachusetts, North Shore, November 2023

# Labor Force Participation



- The current rate of 64.9% is 4.9% higher than the COVID rate of 60%.
- November labor force participation rate has declined about 0.5% the past three years.

# Massachusetts Labor Force Participation by Race

Labor Force Participation Rate				
Race	November			Change 2023-2021
	2021	2022	2023	
<b>Total</b>	65.1%	64.9%	64.9%	-0.2%
White	64.6%	65.0%	65.1%	0.5%
Black	65.8%	65.4%	66.9%	1.1%
Hispanic or Latino Ethnicity	64.6%	63.9%	62.7%	-1.9%

- Labor force participation has increased for White & Black workers.
- However, those with Hispanic/Latino Ethnicity have experienced a decline in labor force participation rate over the past couple of years.

# Initial Unemployment Insurance Claims

Region	Number of Initial Claims for the Week Ending:		
	11/13/21	11/12/22	11/11/23
Massachusetts	50,812	41,047	52,134
North Shore	3,230	2,414	3,098

- 52,134 initial claims in Massachusetts
- 3,098 initial claims on the North Shore
- The number of continuing claims in Massachusetts has increased 2.6% in the past two years.
- The number of continuing claims on the North Shore has declined 4.1% in the past two years.

# Initial Unemployment Insurance Claims

## Initial Unemployment Claimants

Industry	Nov-22	Nov-23
Construction	10%	11%
Manufacturing	4%	6%
Wholesale Trade	4%	6%
Retail Trade	8%	8%
Transportation and Warehousing	4%	4%
Information	3%	4%
Finance and Insurance	4%	3%
Professional, Scientific, and Technical Services	13%	14%
Admin. & Support, Waste Mgmt & Remediation Serv.	11%	10%
Health Care and Social Assistance	8%	8%
Accommodation and Food Services	9%	9%
Other Services (except Public Administration)	6%	5%
All Other Industries	16%	13%

### Top 5 Initial Claim Industries:

1. Professional, Scientific, and Technical Services – 14%
2. Construction – 11%
3. Admin. & Support – 10%
4. Accommodation and Food Services – 9%
5. Retail Trade – 8%  
Health Care & Social Assistance – 8%



# Career Center Director

## Career Center Director Hiring

- Position is posted – receiving applications
- Pre-screening of protentional candidates has begun
- Interviews with qualified candidates will be conducted on a rolling basis
- Then move to final interviews (with board involvement)

# Regional Planning

## Breakout Groups

- A. What industry are you a part of?
- B. Do you have confidence in your industry's (or organization's) current and future stability, growth, and overall success? Whether yes or no, discuss what you perceive to be the reasons behind your answer.
- C. Are you sufficiently staffed to be successful? If yes, how did you reach sufficient staffing? If no, to what approximate percent are you staffed and what avenues have you taken to hire more workers?
- D. Please share thoughts/questions/ideas for our new Blueprint.

# Updates: Offshore Wind Grant Update

- Contract in place with Massachusetts Clean Energy Center (MACEC)
- Interviewing for Training Manager position – (consultant on board to help us with grant startup details and logistics)
  - A special thank-you to the Salem Planning Department, ECCF, the UMass Amherst Gloucester Marine Station, and SAFE - all are active in the startup of the grant.
- Our next steps: work with Essex Tech on implementing the pre-apprenticeship program, recruitment, etc.

# Healthcare Hub Grants

Two new Healthcare grants will be coming to the Northeast in January of 2024:

## (1) Healthcare HUB – NorthShore WB Lead

- *Grant will fund training within the general healthcare industry, e.g., CNA/MA positions with a pathway to nursing, various certificate programs, supervisor training, etc.*

## (2) Behavioral Health HUB – Greater Lowell WB Lead

- *Grant will fund Behavioral Health training, such as community health workers, recovery coaches, specific skill training in de-escalation, etc.*

# Current ITAs

Results of increased maximum payments (from \$5000 to \$8000 per eligible customer)

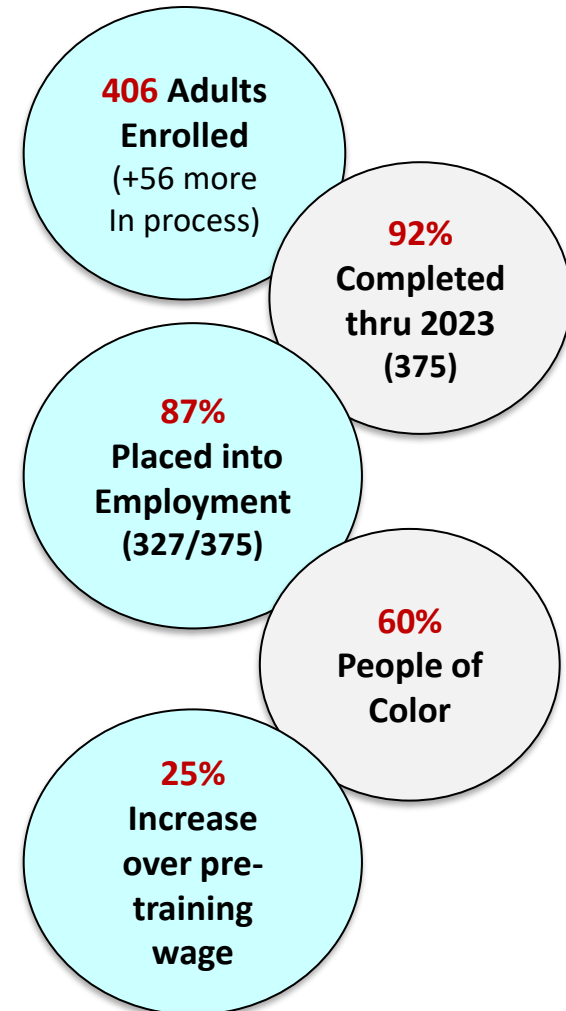
- On target to have over 125 ITAs: last year we had only 88 ITAs all year
- Interest in CDL licenses, along with IT, marketing, and healthcare training

# Manufacturing Training

## 2020-2023



Location	Training Facility	Program Title	Dates
<b>CLASSES Just Completed</b>			
Danvers	Essex Tech	Welding	9/9/23 - 12/16/23
Danvers	Essex Tech	EM Assembly	9/9/23 - 12/16/23
<b>CLASSES In Process</b>			
Danvers	Essex Tech	Machining	9/9/23 - 2/1/24
Lynn	E-Team @ LVTI	Machining	9/16/23 - 2/13/24
The Job Fair for these two Machining Classes is 1/17/24 @ Essex Tech			
<b>CLASSES Planned for CY2024</b>			
Danvers	Essex Tech	Welding	1/9/24 - 5/16/24
Danvers	Essex Tech	EM Assembly	1/9/24 - 5/16/24
Virtual	NSCC	Math for Essex Machining	1/29/24 – 3/1/24
Danvers	Essex Tech	Machining	3/2/24 - 7/20/24
Lynn	E-Team @ LVTI	Machining	3/2/24 - 7/20/24
Virtual	NSCC	Math for GHS Machining	6/3/24 - 6/14/24
Gloucester	CTE Gloucester High	Machining	6/17/23 - 8/16/24
Virtual	NSCC	Math for Essex Machining	8/12/24 - 9/13/24
Danvers	Essex Tech	Welding	9/9/24 - 12/20/24
Danvers	Essex Tech	EM Assembly	9/9/24 - 12/20/24
Danvers	Essex Tech	Machining	9/14/24 - 2/8/25
Lynn	E-Team @ LVTI	Machining	9/21/24 - 2/15/25



# Video Link

Please check “chat” for a link to a 3-minute video showcasing machining trainees at an Essex Tech job fair. We’ll also share this link after today’s meeting.

# Upcoming Meeting Schedule for FY 2024

- March 14, 2024
- May 9, 2024



**NORTH SHORE  
WORKFORCE BOARD**



# Updates from Members

## General Updates/Concerns/Ideas from Members