



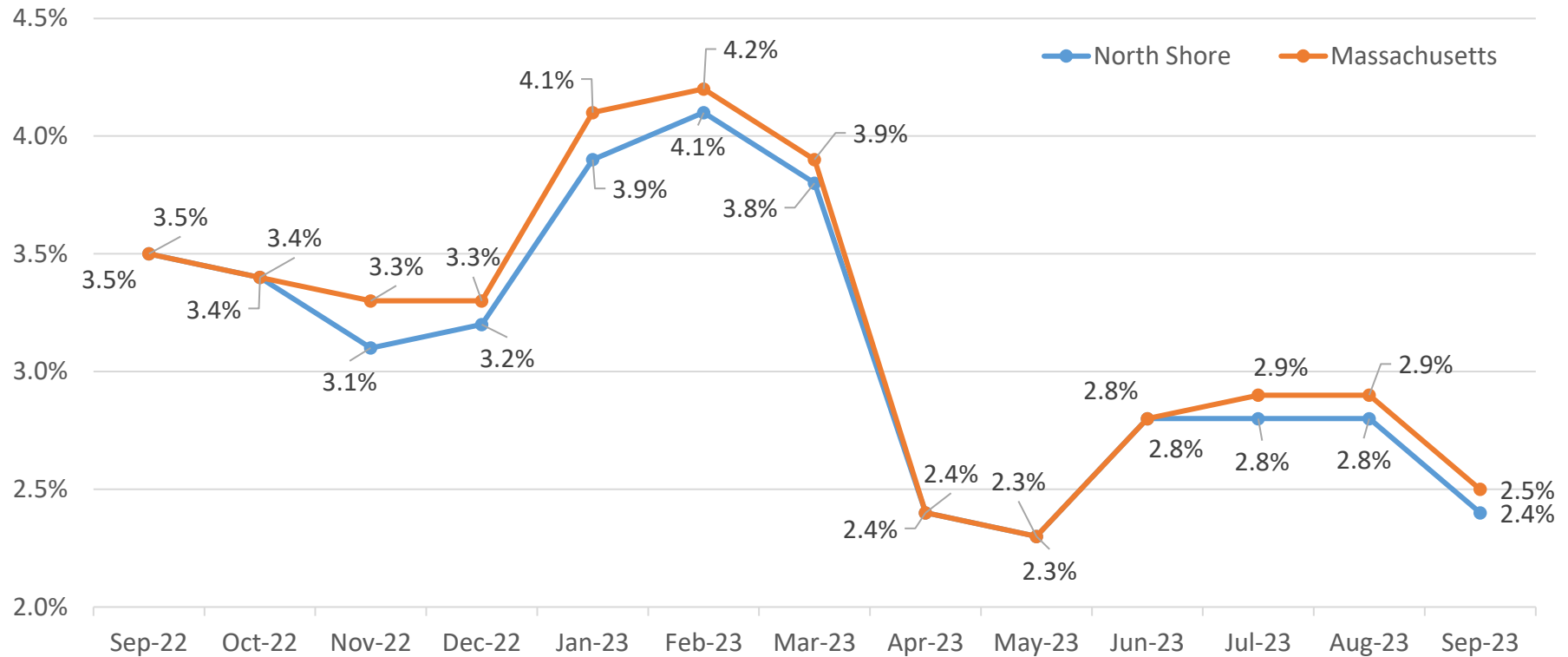
# **NORTH SHORE WORKFORCE BOARD**

Board of Directors Meeting  
November 9, 2023

# Chair's Report

- A. Labor Market Information (Review)
- B. Immigration Program Activity
- C. Regional Planning (Restart)
- D. Updates: OffShore Wind, Healthcare, Youth

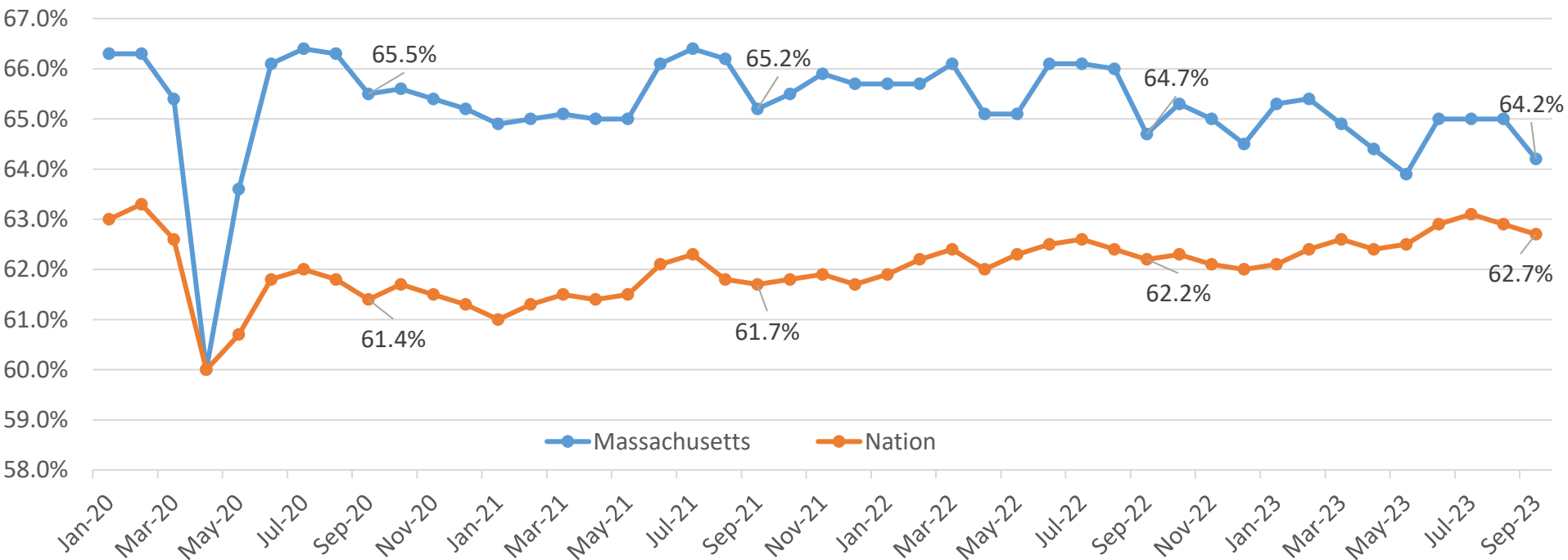
# North Shore Unemployment



- Unemployment rate decreased 1.1% from Sept. 2022 to Sept. 2023

Source: MA DER, Labor Force and Unemployment Statistics (LAUS), Massachusetts, North Shore, July 2023

# Labor Force Participation



- Current MA rate of 64.2% is 4.2% higher than the COVID rate of 60%
- September labor force participation rate has declined about 1% the past three years
- September is a seasonal low point for employment in Massachusetts.

# Massachusetts Labor Force Participation & Unemployment by Race

Labor Force Participation Rate				
Race	September			Change 2023-2021
	2021	2022	2023	
Total	64.8%	65.0%	64.9%	0.1%
White	64.2%	64.8%	65.2%	1.0%
Black	63.3%	66.6%	66.9%	3.6%
Hispanic or Latino Ethnicity	65.1%	63.9%	63.2%	-1.9%

- Labor force participation has increased for White & Black workers.
- However, the labor force participation rate has been declining for Hispanic/Latino workers.

# Initial Unemployment Insurance Claims

Region	Number of Initial Claims for the Week Ending:		
	9/18/21	9/17/22	9/16/23
Massachusetts	56,105	36,478	50,343
North Shore	3,677	2,235	3,102

- 50,343 initial claims in Massachusetts
- 3,102 initial claims on the North Shore
- The number of continuing claims in Massachusetts has declined 10.3% in the past two years.
- The number of continuing claims on the North Shore has declined 15.6% in the past two years.

# Initial Unemployment Insurance Claims

## Initial Unemployment Claimants

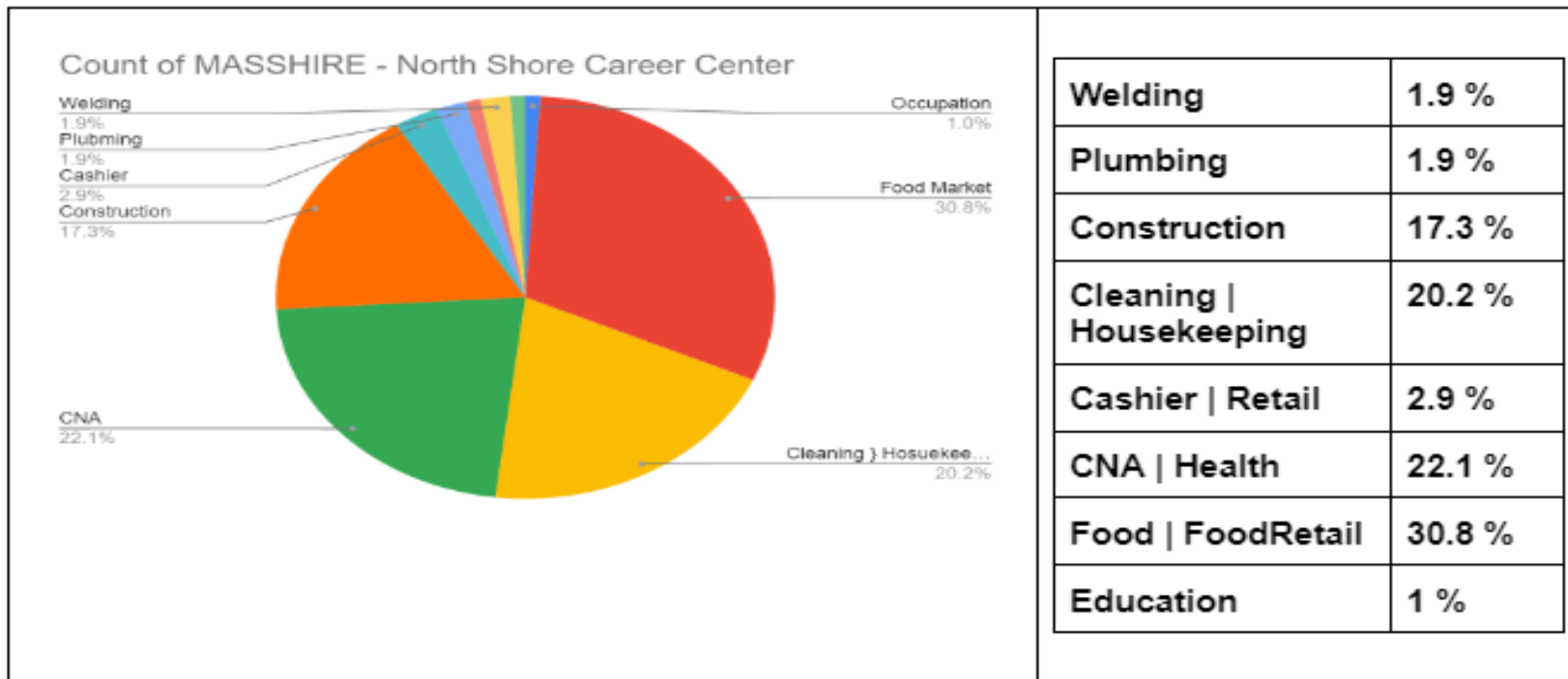
Industry	Sept. 2022	Sept. 2023
Construction	11%	10%
Manufacturing	4%	5%
Wholesale Trade	4%	6%
Retail Trade	8%	9%
Transportation and Warehousing	5%	5%
Information	3%	4%
Finance and Insurance	4%	4%
Professional, Scientific, and Technical Services	12%	16%
Admin. & Support, Waste Mgmt. & Remediation Serv.	11%	10%
Health Care and Social Assistance	10%	8%
Accommodation and Food Services	8%	7%
Other Services	6%	5%
All Other Industries	14%	13%

### Top 5 Initial Claim Industries:

- Professional, Scientific, and Technical Services – 16%
- Admin. & Support – 10%
- Construction – 10%
- Retail Trade – 9%
- Health Care & Social Assistance – 8%

# Immigration/Migrant Program Activity

Sites	Bates @ SSU	Danvers Motel 6	Peabody Springhill Suites	Peabody Holiday Inn
Residents (24yo+)	160	73	21	73
Attended Orientation	-	60	-	60
Authorized to work	-	27	-	33





# Regional Planning

New 2024 Regional Blueprint for Northeast MA – 3 WBs  
(A collaboration with Merrimack Valley, Greater Lowell, and North Shore WBs)

Information to be included:

- LMI on our priority industries
- Job openings
- Supply-side data, including who is and isn't working: and if not working – why, etc.

\*The board will be asked to weigh in on this project to make sure we are moving in the right direction! Stay tuned!

# Updates: Offshore Wind Grant Update

- Contract in place with Massachusetts Clean Energy Center (MACEC)
- Interviewed for Training Manager position – final candidate selected
  - A special thank-you to the Salem Planning Department, ECCF, the UMass Amherst Gloucester Marine Station, and SAFE: all were active partners in the search process!
- Our next steps: work with Essex Tech to implement the pre-apprenticeship program, including recruitment, etc.

# Healthcare Hub Grants

Two new Healthcare grants will be coming to the Northeast in January of 2024:

## (1) Healthcare HUB – North Shore WB Lead

- *Grant will fund training within the general healthcare industry, e.g., CNA/MA positions with a pathway to nursing, various certificate programs, supervisor training, etc.*

## (2) Behavioral Health HUB – Greater Lowell WB Lead

- *Grant will fund Behavioral Health training such as Community Health Workers, Recovery Coaches, specific skill training in de-escalation, etc.*

# Youth Programming Updates

## **New Leadership at Youth Career Center:**

- Ann-Marie O'Keefe, our long-standing Youth Career Center Manager, has retired. She made our YCC the best in the state and left us with a great staff!
- Michael May has joined the team: welcome Michael!

## **Youth Programming:**

- Our YCC programs are going well, including YouthWorks, Connecting Activities, and our Out-of-School HiSet programs that provide occupational training, job placement, etc.
- Potential for more YouthWorks funding: we placed 518 youth in summer and year-round employment this past year and are looking to increase that number!

# Congratulations!!!

Mary was honored at the 14th Annual MA Jobs and Workforce Summit in Devens.



Mary was awarded the Kathie Mainzer Award for Excellence in Workforce Development: presented by Lt. Governor Kim Driscoll.

# Tour of Career Center

## Tour of Career Center

2 groups:

- Group 1 – Starts in small conference room: *Overview of Resource Room and virtual headset equipment*
- Group 2 – Starts here in main area: *Overview of services available to business customers and training options*

(switch after 12 minutes)

# Upcoming Meeting Schedule for FY 2024

- January 11, 2024
- March 14, 2024
- May 9, 2024



**NORTH SHORE  
WORKFORCE BOARD**

# Updates from Members

## General Updates/Concerns/Ideas from Members